



LimnoLab   
PUCE



LimnoLab   
PUCE



LimnoLab   
PUCE

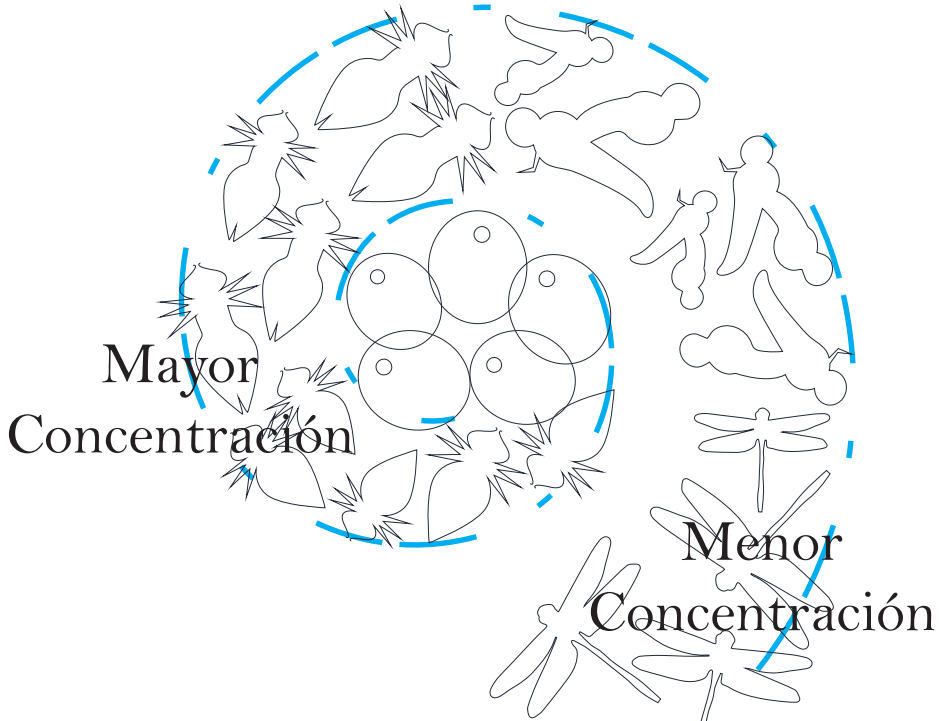


LimnoLab  
PUCE

BicH<sub>2</sub>O<sub>s</sub>

**BicH<sub>2</sub>O<sub>s</sub>**





LimnoLab


PUCE

Misma distancia  
en el polo más  
alargado




LimnoLab

PUCE




LimnoLab

PUCE





LimnoLab  
PUCE





LimnoLab  
PUCE



LimnoLab

PUCE





LimnoLab  
PUCE



LimnoLab

PUCE





LimnoLab

PUCE





LimnoLab


PUCE





LimnoLab

PUCE



LimnoLab

PUCE








LimnoLab  
PUCE










LimnoLab

PUCE






LimnoLab   
PUCE



LimnoLab

PUCE





LimnoLab


PUCE





LimnoLab


PUCE





LimnoLab

PUCE





LimnoLab

PUCE







LimnoLab

PUCE



# Concepto: Evolución

## Metáfora: Metamorfosis de Libélula



Huevo

Ninfa 1

Ninfa 2

Eclosión

Adulto



# Manual de Uso





NEOTAENIOGLOSSIA




DIPTERA LARVA



DIPTERA



HUEVO




NINFA 1



NINFA 2



ECLOSIÓN



TRICHOPTERA



COLEOPTERA



PYRALIDAE



ODONATA



ADULTO



CALAMOCERATIDAE



HYDROPTILIDAE



CORNAGRIONIDAE



PERLIDAE



GRIPOPTERYGIDAE



OLIGONEURIDAE



TIPULIDAE



GOMPHIDAE




GERRIDAE



MEGAPODAGRIONIDAE



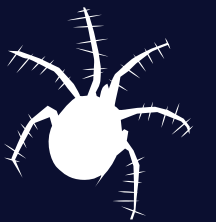
HYDROPSICHIDAE




PLECOPTERA



LEPTOCERIDAE



TROMBIDIFORME



Módulo  
*2X*  
en cada lado

LimnoLab  
**PUCE**





